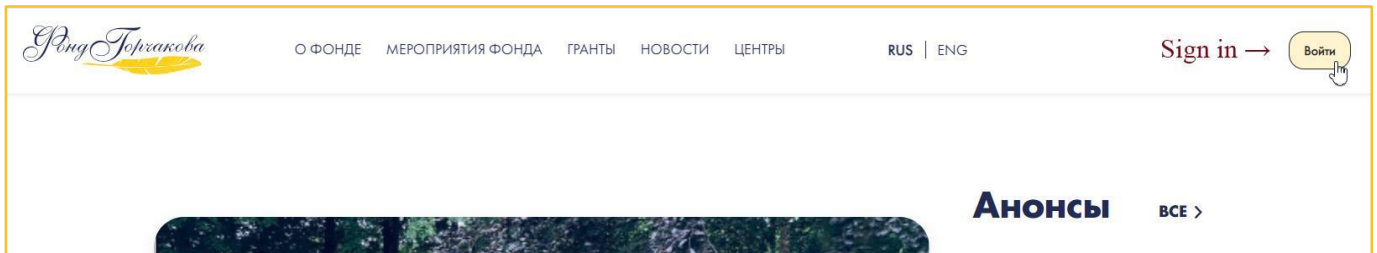


Registration on the Gorchakov Fund website

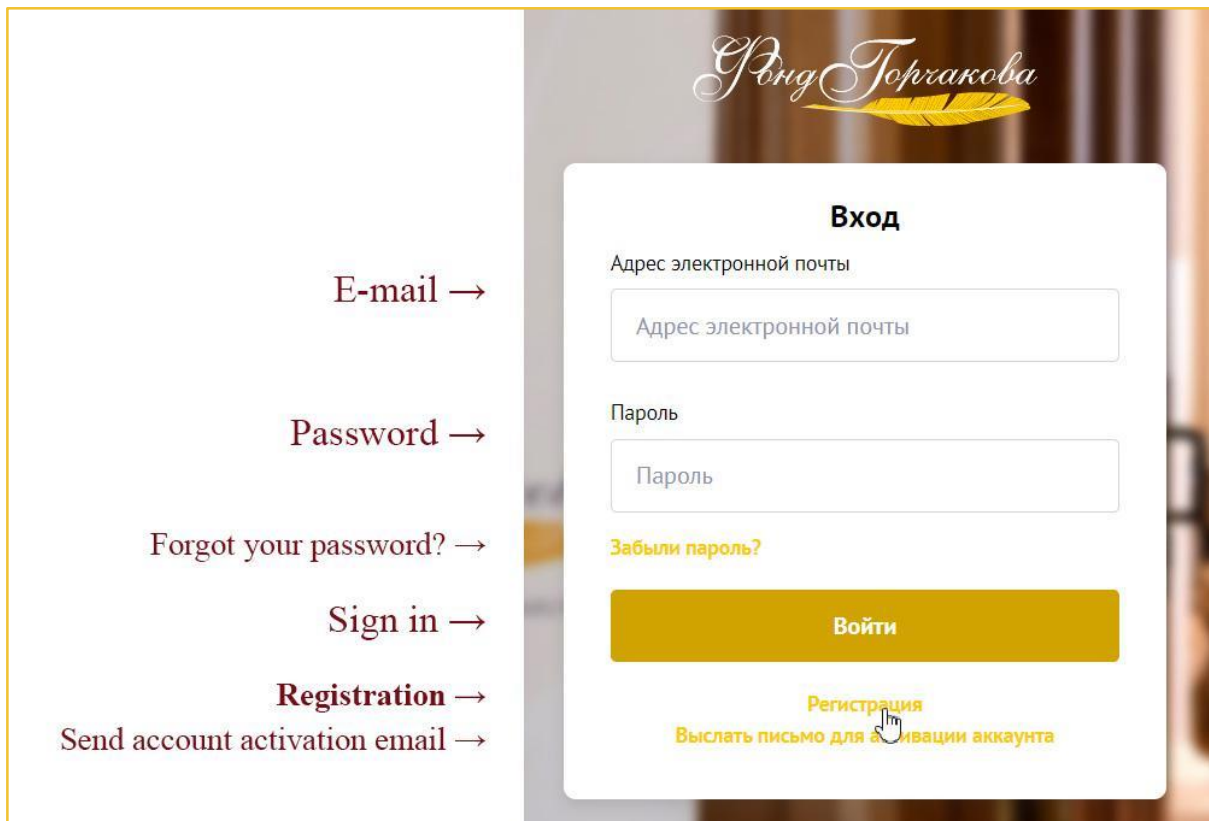
Dear User, at this moment the English version of the interface of the Gorchakov Fund website is under construction.

We apologize for the inconvenience and suggest you read the detailed instructions that will help you complete the registration procedure in Russian.

1. To access the registration form, click the "Sign in" («Войти») button in the upper right corner of the main page.



2. The new user needs to click on the "Registration" button («Регистрация») without filling in other fields.



3. Fill in all the suggested fields for registration on the website.

The image shows a registration form for 'Людмила Торжаклова'. The form is titled 'Регистрация' and contains the following fields and labels:

- Адрес электронной почты** (E-mail) →
- Пароль** (Password) →
- Подтвердите пароль** (Retype the password) →
- Фамилия** (Surname) →
- Имя** (Name) →
- Отчество** (Patronymic) →
- Телефон** (Phone number) →

Below the fields, there is a yellow button labeled 'Зарегистрироваться' (Register) with a mouse cursor pointing to it. Underneath the button is a checkbox with the text: 'Нажимая кнопку «Зарегистрироваться», даю согласие на обработку персональных данных' (By clicking the button 'Register', I agree to the processing of personal data). At the bottom, there is a link: 'Уже есть аккаунт? Войти' (Already have an account? Log in).

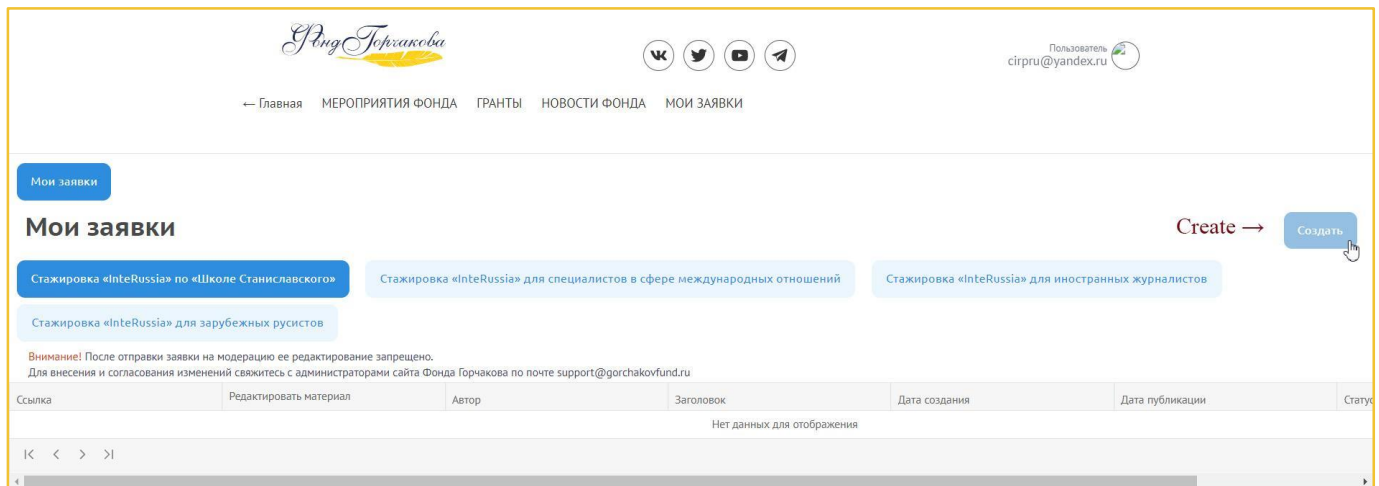
4. If all the registration fields are filled in, an email with a link to activate the account will be sent to the email address you specified.

The image shows an email confirmation message for 'Людмила Торжаклова'. The message is titled 'Письмо с дальнейшими инструкциями отправлено на указанную почту*' (Email with further instructions sent to the specified email*). Below the title, there is a note: '*Если Вы не получили письмо, проверьте папку «Спам»*' (If you did not receive the email, check the 'Spam' folder*). On the left side of the image, there are two lines of text with arrows pointing to the right: 'A letter with instructions is sent to your email address' and 'Please check your Spam folder if you do not receive this email'.

5. After clicking on the link to activate your account, you will be taken to your profile on the Fund's website. To apply for the program, click "My applications" («Мои заявки»).



6. Select the contest you are interested in and click the "Create" («Создать») button in the right corner of the screen.



7. Confirm your consent to the processing of personal data and click "Next" («Далее»). After that, a questionnaire will open to fill out the application.

